

BATTLETECH™

OMNIMECH RECORD SHEET

MECH DATA

Type: Woodsman C

Movement Points:	Tonnage: 75
Walking: 4	Tech Base: Clan
Running: 6 [8]	Rules Level: Standard
Jumping: 0	Role: Brawler
Engine Type: 300 Fusion	

Weapons & Equipment Inventory

Qty	Type	Loc	Ht	Dmg	Min	Sht	Med	Lng
2	Imp. Heavy Large Laser	LA	18	16 [DE,X]	—	5	10	15
1	LB 10-X AC	RA	2	10 [DB,C/F/S]	—	6	12	18
1	Watchdog CEWS	CT	—	[E]	—	—	—	3

Ammo: (LB-10X) 10, (LB-10X Cluster) 10

BV: 2,183



WARRIOR DATA

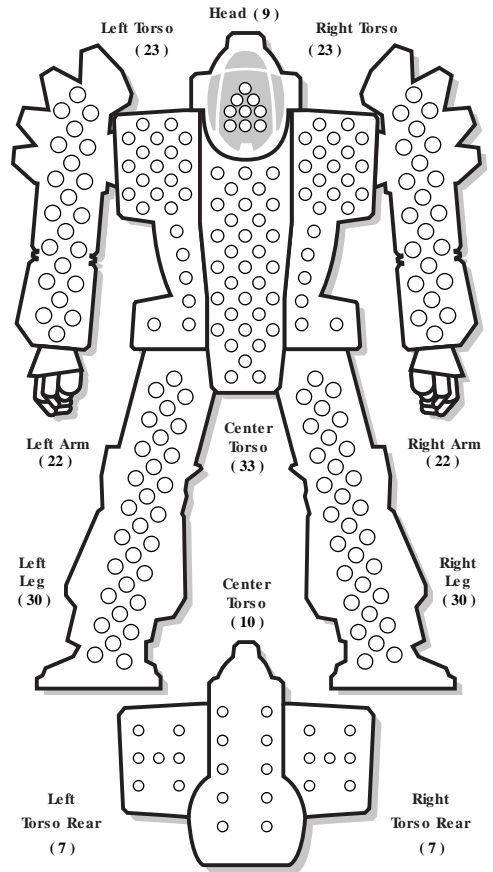
Name: _____

Gunnery Skill: _____ **Piloting Skill:** _____

Hits Taken	1	2	3	4	5	6
Consciousness #	3	5	7	10	11	Dead

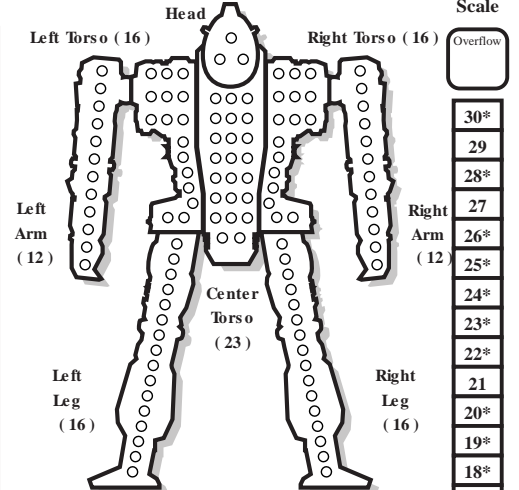
ARMOR DIAGRAM

Standard Armor



INTERNAL STRUCTURE DIAGRAM

Endo Steel



Heat Scale

Overflow

30*
29
28*
27
26*
25*
24*
23*
22*
21
20*
19*
18*
17*
16
15*
14*
13*
12
11
10*
9
8*
7
6
5*
4
3
2
1
0

CRITICAL TABLE

Left Arm (CASE)

- Shoulder
- Upper Arm Actuator
- 1-3 Imp. Heavy Large Laser
4. Imp. Heavy Large Laser
5. Imp. Heavy Large Laser
6. Imp. Heavy Large Laser

Head

- Life Support
- Sensors
- Cockpit
- Endo Steel
- Sensors
- Life Support

Right Arm (CASE)

- Shoulder
- Upper Arm Actuator
- 1-3 LB 10-X AC
4. LB 10-X AC
5. LB 10-X AC
6. LB 10-X AC

Center Torso

- Fusion Engine
- Fusion Engine
- 1-3 Fusion Engine
4. Gyro
5. Gyro
6. Gyro

1. LB 10-X AC
2. Ammo (LB-10X) 10
3. Ammo (LB-10X Cluster) 10
4. Endo Steel
5. Roll Again
6. Roll Again

Right Torso

- 1-3 Double Heat Sink
2. Double Heat Sink
3. Double Heat Sink
4. Double Heat Sink
5. Double Heat Sink
6. Double Heat Sink

Left Torso

- 1-3 Double Heat Sink
2. Double Heat Sink
3. Double Heat Sink
4. Double Heat Sink
5. Double Heat Sink
6. Double Heat Sink

1-3

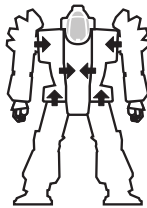
1. Gyro
2. Fusion Engine
3. Fusion Engine
4. Fusion Engine
5. Watchdog CEWS
6. Watchdog CEWS

Engine Hits ○○○

Gyro Hits ○○○

Sensor Hits ○○○

Life Support ○



Damage Transfer Diagram

1. Roll Again
2. Roll Again
3. Roll Again
4. Roll Again
5. Roll Again
6. Roll Again

Right Leg

1. Hip
2. Upper Leg Actuator
3. Lower Leg Actuator
4. Foot Actuator
5. Endo Steel
6. Endo Steel

Left Leg

1. Hip
2. Upper Leg Actuator
3. Lower Leg Actuator
4. Foot Actuator
5. Endo Steel
6. Endo Steel

HEAT DATA

Heat Level*	Effects	Double Heat Sinks:
30	Shutdown	○○
28	Ammo Exp, avoid on 8+	○○○○
26	Shutdown, avoid on 10+	○○○○
25	-5 Movement Points	○○○○
24	+4 Modifier to Fire	○○○○
23	Ammo Exp, avoid on 6+	○○○○
22	Shutdown, avoid on 8+	○○○○
20	-4 Movement Points	○○○○
19	Ammo Exp, avoid on 4+	○○○○
18	Shutdown, avoid on 6+	○○○○
17	+3 Modifier to Fire	○○○○
15	-3 Movement Points	○○○○
14	Shutdown, avoid on 4+	○○○○
13	+2 Modifier to Fire	○○○○
10	-2 Movement Points	○○○○
8	+1 Modifier to Fire	○○○○
5	-1 Movement Points	○○○○